

“Solutions within Reach”

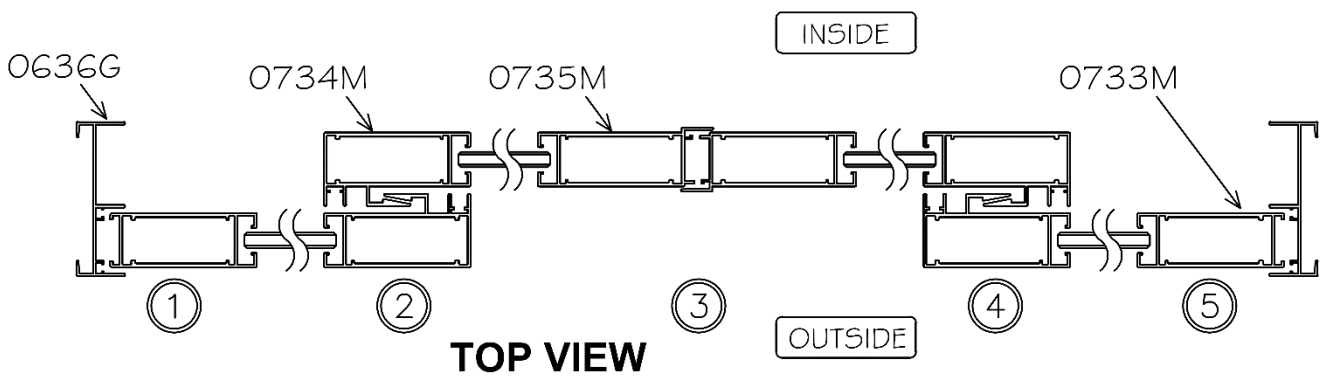
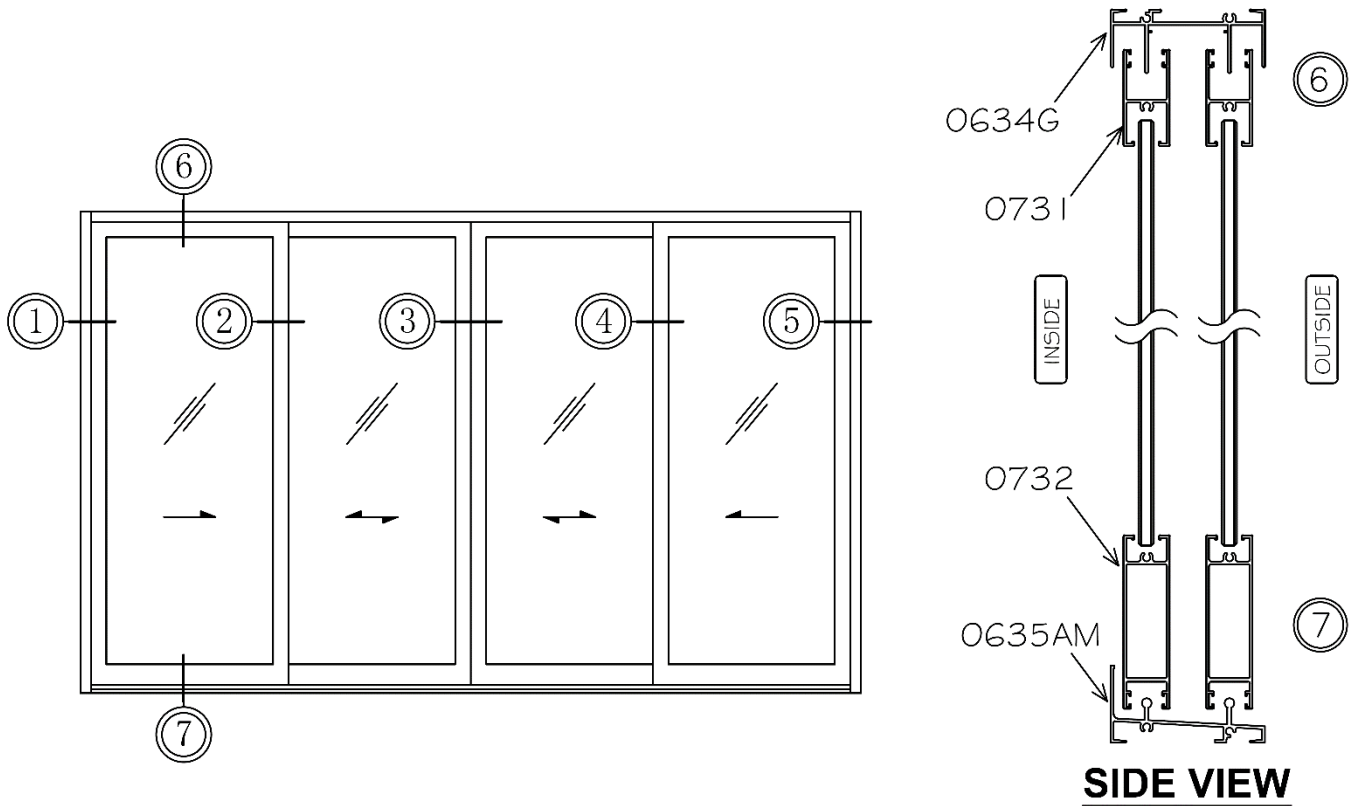
We provide consultancy services as well as design, engineering and manufacturing on a wide range of architectural hardware and extrusion products.

SLIDING WINDOW OR DOOR (SD80/SD123/SD166)



SD80 SLIDING WINDOW OR DOOR

Typical Assembly Details:

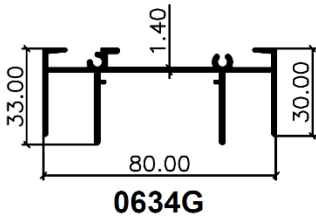


SD80 SLIDING WINDOW OR DOOR (SERIES 2 & 4)

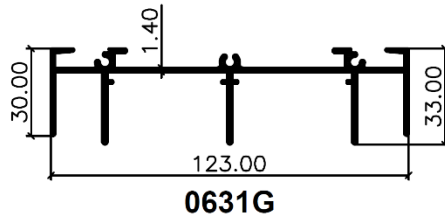
Sectional Details:

SD80 Sliding Window or Door (Series 4)

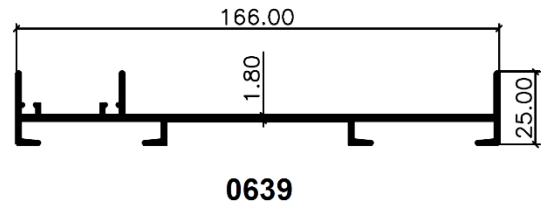
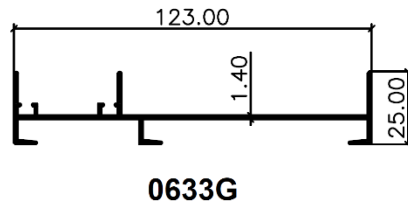
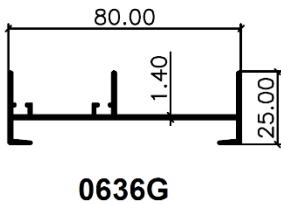
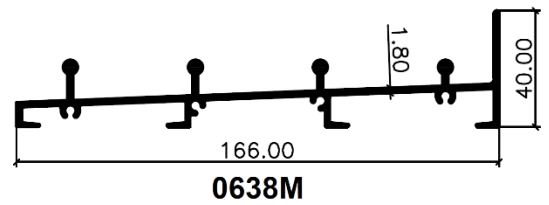
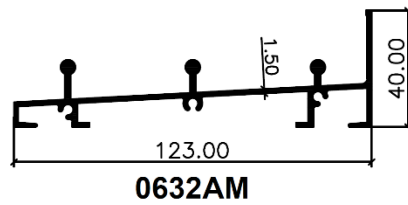
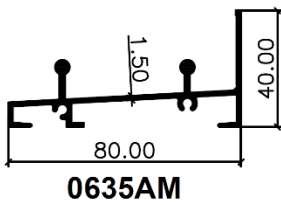
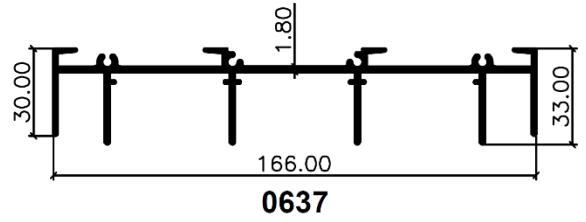
Outer 2 Track



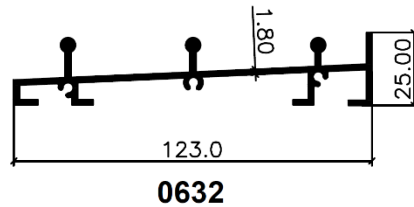
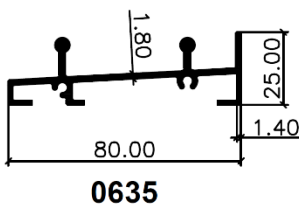
Outer 3 Track



Outer 4 Track

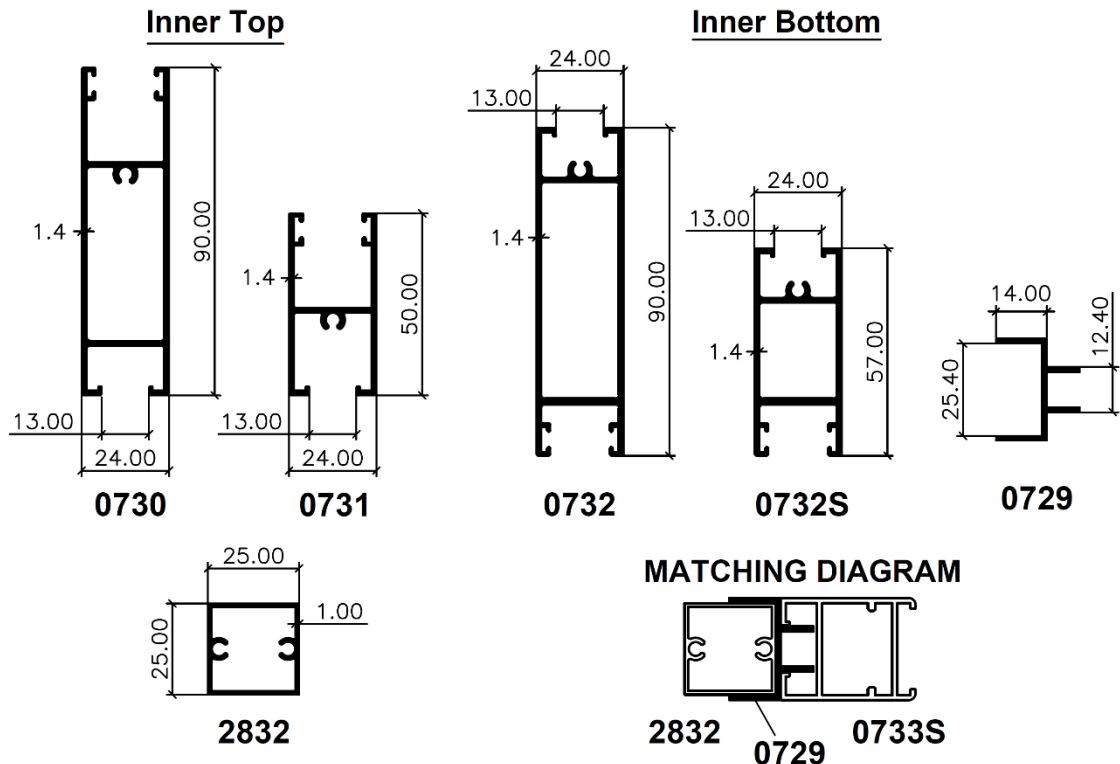


SD80 Sliding Door (Series 2)

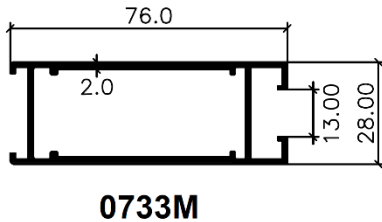


SD80 SLIDING WINDOW OR DOOR (SERIES 2 & 4)

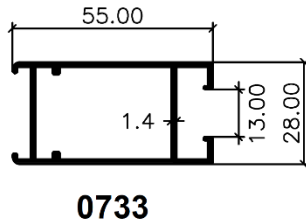
Sectional Details:



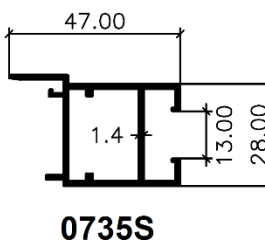
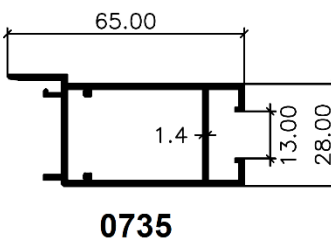
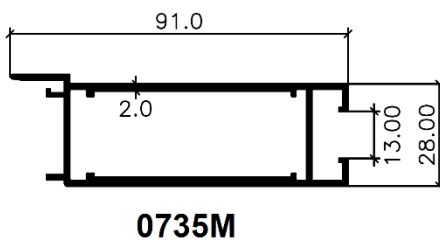
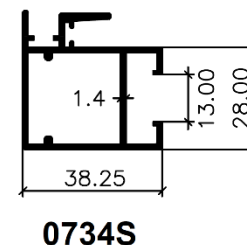
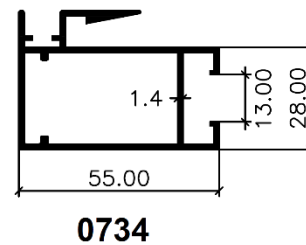
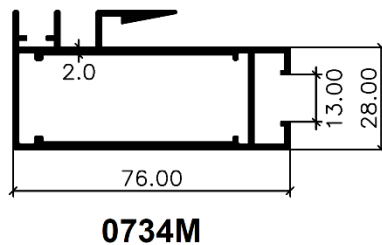
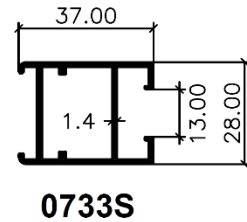
**Inner Side Type (A)
Sliding Door**



**Inner Side Type (B)
Sliding Window or Door**



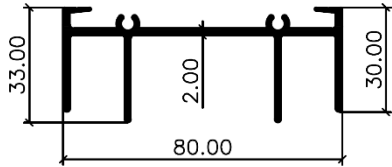
**Inner Side Type (C)
Sliding Window**



SD80 SLIDING WINDOW OR DOOR (SERIES 6)
(THICKNESS 2.0MM)

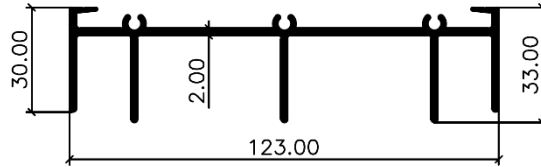
Sectional Details:

Outer 2 Track



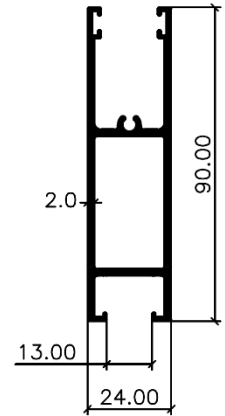
0634XL

Outer 3 Track

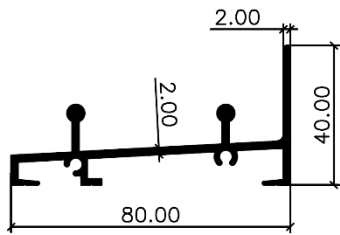


0631XL

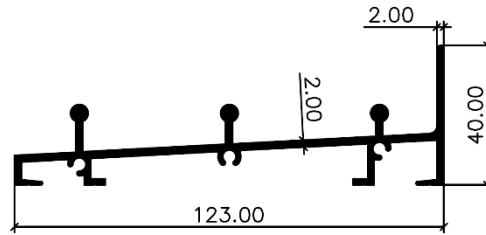
Inner Top Single Glaze



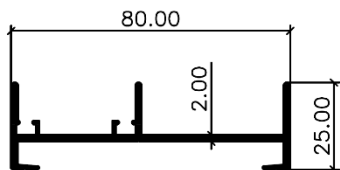
0730XL



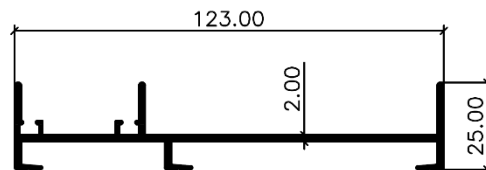
0635D



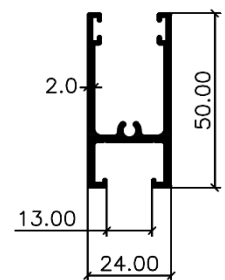
0632D



0636XL

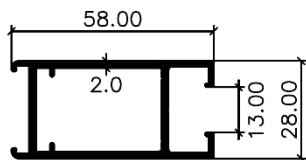


0633XL



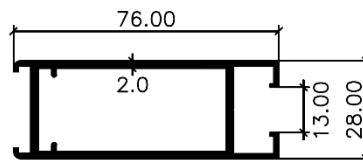
0731XL

Inner Side Type (D)
Sliding Window or Door



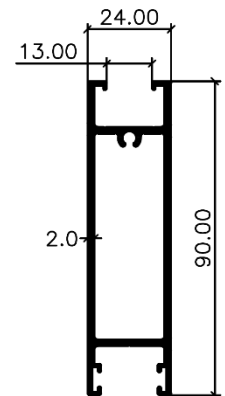
0733XL

Inner Side Type (E)
Sliding Window or Door

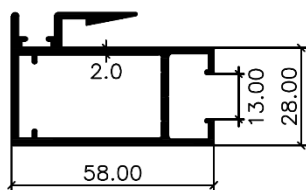


0733XE

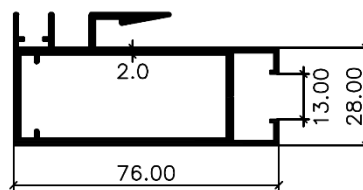
Inner Bottom Single Glaze



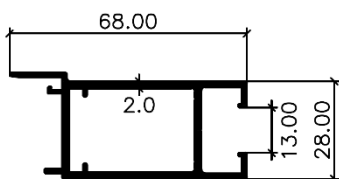
0732XL



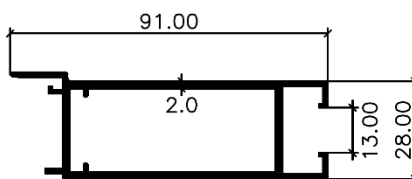
0734XL



0734XE



0735XL

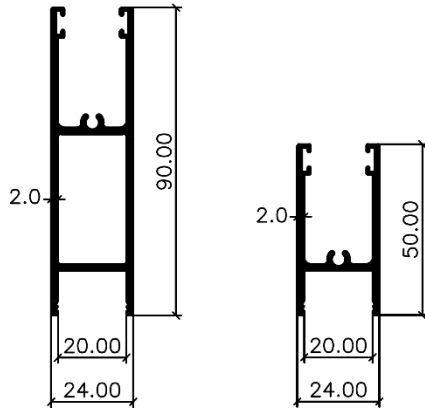


0735XE

SD80 SLIDING WINDOW OR DOOR (SERIES 7)
(DOUBLE GLAZE)

Sectional Details:

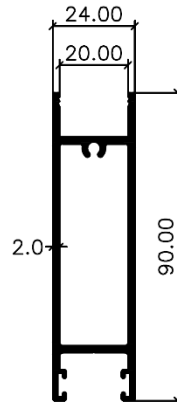
Inner Top
Double Glaze



0730DL

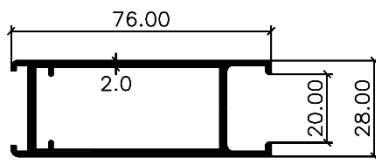
0731DL

Inner Bottom
Double Glaze



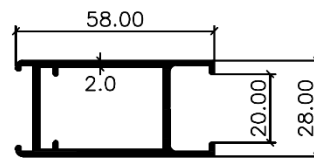
0732DL

Inner Side Type (F)
Sliding Window or Door

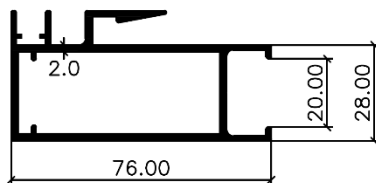


0733DL

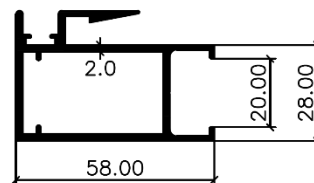
Inner Side Type (G)
Sliding Window or Door



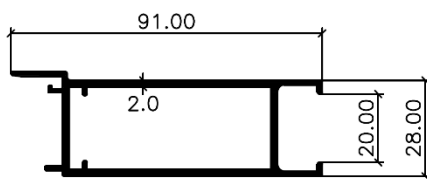
0733DS



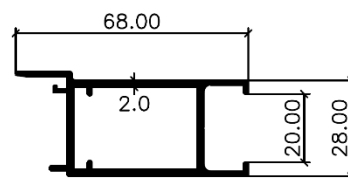
0734DL



0734DS



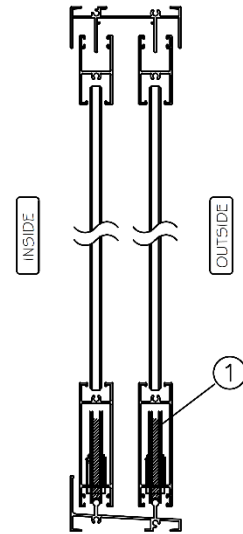
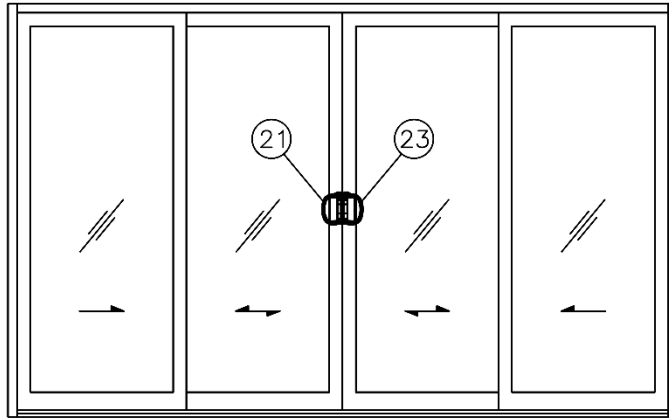
0735DL



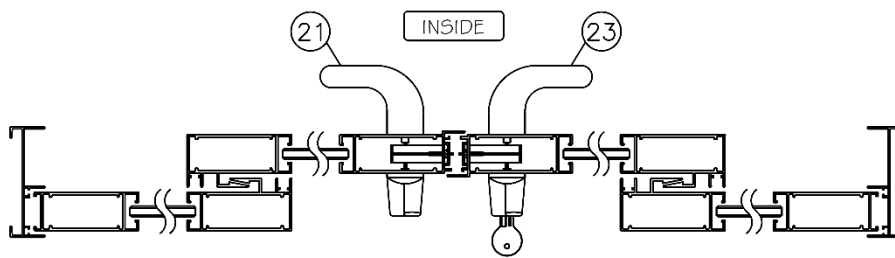
0735DS

SD80 SLIDING WINDOW OR DOOR

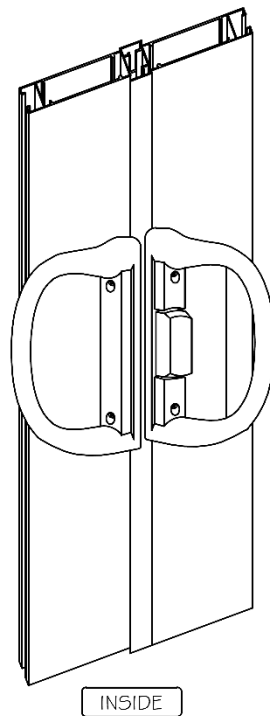
Hardware Fittings:



SIDE VIEW



TOP VIEW



SD80 SLIDING WINDOW OR DOOR

Hardware Accessories:



SD80 SLIDING WINDOW OR DOOR

Hardware Accessories:



36) 4554-GW2



37) 4554-GW3



38) 4554-GW5



39) 4554-GW6



40) 4529-AM5



41) 4529-AJ3



42) 4529-AJ5



43) 4529-AJ6



44) 4529-AJ7



45) 4529-AM6



46) 4540-Y3(M)



47) 4540-Y5



48) 4540-Y6



49) 4503



50) 4505



51) 4545-D3



52) 4545-D5



53) 4545-D6



54) 4506KD



55) 4507



56) 4546-DR3



57) 4546-DR5



58) 4546-DR6



59) 4547-W-SS



60) 4547-C-SS



61) 4532M-TS5



62) 4532M-TS6



63) 4532M-TS7



64) 4548-SG3



65) 4548-SG8



66) 4548-SGM8

NOTES



A series of horizontal dashed lines providing a template for writing notes.

NOTES



A series of horizontal dashed lines providing a template for writing notes.



SINCE 1978



HQ Office:

12 Joo Koon Crescent,

Singapore 629013

Tel: 6745 0204

Fax: 6748 1741

Email: sales@alphametals.com.sg

<http://www.alphametals.com.sg>

Branch:

Block 4023 #01-343/345/347,

Ang Mo Kio Ind. Park 1 Singapore 569634

Tel: 6455 5576

Fax: 6455 5587